


# SL 70-90-110



## Produttori automatici di ghiaccio in cubetti - sistema a spruzzo.

Il cubetto rispecchia tutta la qualità NTF®: è freddo, cristallino e di elevata compattezza.

È la serie di macchine ideale per soddisfare la richiesta di ghiaccio, specialmente nelle ore "calde". I cubetti pronti all'uso cadono automaticamente nella vasca di raccolta.

### Automatic ice cubes dispensers - sprayer system.

The cube reflects absolute NTF® quality: it is cold, crystalline and highly compact.

This is a series of machines ideal for satisfying the demand for ice especially during the "hot" hours of the day. The cubes automatically fall into the collection tray, and are ready for use.

### Appareils producteurs automatiques de glace sous forme de glaçons - système à pulvérisation.

Le glaçon reflète tout la qualité NTF®: il est froid, cristallin et de compacité élevée.

C'est la série de machines idéale pour satisfaire la demande de glace, surtout pendant les heures "chaudes". Les glaçons prêts à l'usage tombent automatiquement dans le bac de récupération.



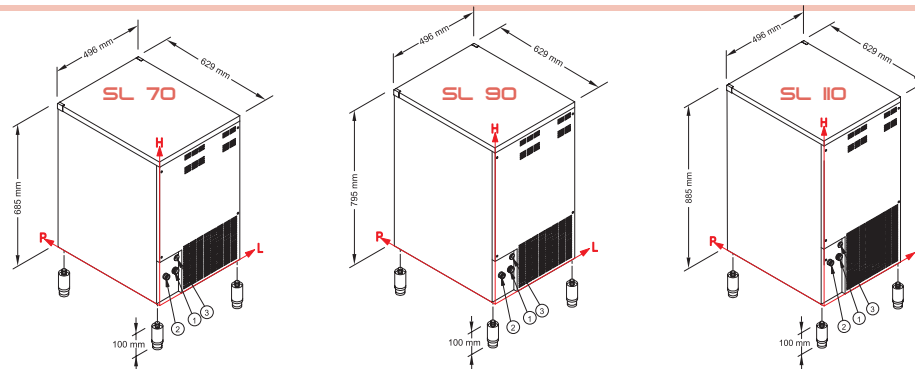
70

90

110



# SL 70-90-110



## SL 70

Descrizione/Description/Description	L	H
<b>1 Ingresso acqua</b> Water inlet/Prise d'eau	105	135
<b>2 Scarico acqua</b> Water Outlet/Sortie d'eau	50	140
<b>3 Connessione elettrica</b> Electrical Connection/Branchement Electrique	110	220


## SL 90

Descrizione/Description/Description	L	H
<b>1 Ingresso acqua</b> Water inlet/Prise d'eau	105	135
<b>2 Scarico acqua</b> Water Outlet/Sortie d'eau	50	140
<b>3 Connessione elettrica</b> Electrical Connection/Branchement Electrique	110	220

## SL 110

Descrizione/Description/Description	L	H
<b>1 Ingresso acqua</b> Water inlet/Prise d'eau	105	215
<b>2 Scarico acqua</b> Water Outlet/Sortie d'eau	50	230
<b>3 Connessione elettrica</b> Electrical Connection/Branchement Electrique	110	300

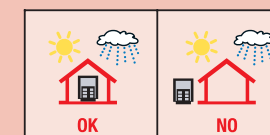
	SL 70	SL 90	SL 110
<b>Produzione fino a</b> Production up to Production maximale	Kg 34/24 H	Kg 43/24 H	Kg 53/24 H
<b>Condensazione</b> Condensing Condensation	A/W	A/W	A/W
<b>Refrigerante</b> Refrigerant Réfrigérant	R 404 A	R 404 A	R 404 A
<b>Entrata acqua</b> Water inlet Arrivée d'eau	ø 3/4"	ø 3/4"	ø 3/4"
<b>Scarico acqua</b> Drain Evacuation d'eau	ø mm 24	ø mm 24	ø mm 24
<b>Peso netto-lordo</b> Net-gross weight Poids net-brut	Kg 48/55	Kg 52/61	Kg 55/64
<b>Dimensioni con imballo</b> Sizes with packaging Dimension avec emballage	550x685x810	550x685x920	550x685x1005
<b>Potenza</b> Power Puissance	W 410	W 450	W 500
<b>Tensione standard</b> Standard voltage Voltage standard	220/240 - 50 - 1	220/240 - 50 - 1	220/240 - 50 - 1
<b>Capacità contenitore</b> Bin capacity Capacité de stockage	Kg 16	Kg 25	Kg 25
<b>Consumo acqua</b> Water consumption Consommation d'eau	l/Kg A=3,3 W=13	l/Kg A=4 W=15	l/Kg A=4 W=14
<b>Tipo di cubetto</b> Kind of cube Type de glaçon	S - M - L	S - M - L	S - M - L



Condizioni / Conditions / Conditions



Watt + 43°C (230/1/50)



			W / Hz	
Minimum	+10°C	+3°C	-10%	1bar (14psi)
Maximum	+43 °C	+32°C	+10%	6bar (84psi)



**N.T.F. S.R.L.**  
NUOVE TECNOLOGIE DEL FREDDO  
Via dell'Industria 10, scala B  
20202 Villa Cortese, Milano