


SL 140-180-260



Produttori automatici di ghiaccio in cubetti - sistema a spruzzo.

Il cubetto rispecchia tutta la qualità NTF®: è freddo, cristallino e di elevata compattezza.

Perfetti per quei locali con grosse necessità di ghiaccio in ristrette fasce orarie. I cubetti cadono già pronti nel contenitore di raccolta.

Automatic ice cubes dispensers - sprayer system.

The cube reflects absolute NTF® quality: it is cold, crystalline and highly compact.
Perfect for places that require large amounts of ice during specific hours of the day.
The cubes automatically fall into the collection tray, and are ready for use.

Appareils producteurs automatiques de glace sous forme de glaçons - système à pulvérisation.


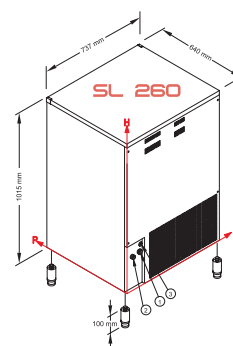
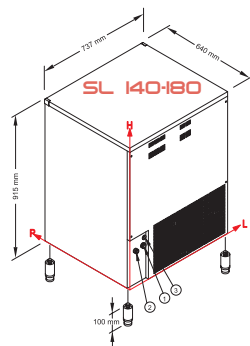
Le glaçon reflète tout la qualité NTF®: il est froid, cristallin et de très grande compacité.
Parfaits pour ces établissements ayant de gros besoins en glace pendant les tranches horaires limitées. Les glaçons tombent déjà prêts dans le bac de récupération.



140-180-260



SL 140-180-260



SL 140

Descrizione/Description/Description	L	H
1 Ingresso acqua Water inlet/Prise d'eau	110	230
2 Scarico acqua Water Outlet/Sortie d'eau	55	245
3 Connessione elettrica Electrical Connection/Branchement Electrique	120	315

SL 180

Descrizione/Description/Description	L	H
1 Ingresso acqua Water inlet/Prise d'eau	110	230
2 Scarico acqua Water Outlet/Sortie d'eau	55	245
3 Connessione elettrica Electrical Connection/Branchement Electrique	120	315

SL 260

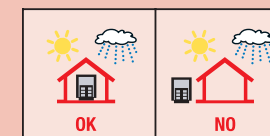
Descrizione/Description/Description	L	H
1 Ingresso acqua Water inlet/Prise d'eau	110	230
2 Scarico acqua Water Outlet/Sortie d'eau	55	245
3 Connessione elettrica Electrical Connection/Branchement Electrique	120	315

	SL 140	SL 180	SL 260
Produzione fino a Production up to Production maximale	Kg 68/24 H	Kg 80/24 H	Kg 100/24 H
Condensazione Condensing Condensation	A/W	A/W	A/W
Refrigerante Refrigerant Réfrigérant	R 404 A	R 404 A	R 404 A
Entrata acqua Water inlet Arrivée d'eau	ø 3/4"	ø 3/4"	ø 3/4"
Scarico acqua Drain Evacuation d'eau	ø mm 24	ø mm 24	ø mm 24
Peso netto-lordo Net-gross weight Poids net-brut	Kg 67/79	Kg 71/83	Kg 74/86
Dimensioni con imballo Sizes with packaging Dimension avec emballage	800x710x1045	800x710x1045	800x710x1145
Potenza Power Puissance	W 700	W 800	W 850
Tensione standard Standard voltage Voltage standard	220/240 - 50 - 1	220/240 - 50 - 1	220/240 - 50 - 1
Capacità contenitore Bin capacity Capacité de stockage	Kg 40	Kg 40	Kg 60
Consumo acqua Water consumption Consommation d'eau	l/Kg A=2,8 W=12,8	l/Kg A=2,5 W=14,2	l/Kg A=2,5 W=14,2
Tipo di cubetto Kind of cube Type de glaçon	S - M - L	S - M - L	S - M - L

Condizioni / Conditions / Conditions



Watt + 43°C (230/1/50)



			W / Hz	
Minimum	+10°C	+3°C	-10%	1bar (14psi)
Maximum	+43 °C	+32°C	+10%	6bar (84psi)



N.T.F. S.R.L.
NUOVE TECNOLOGIE DEL FREDDO
Via dell'Industria 10, scala B
20020 Villa Cortese, Milano